

Population structure of *Aegla castro* Schmitt, 1942 (Crustacea: Anomura: Aeglidae) from Itatinga (SP), Brazil.

FRANZOZO, A.¹, COSTA, R. C.¹, REIGADA, A. L. D. ¹ & NAKAGAKI, J. M. ^{1,2}

^{1, 2} NEBECC (Núcleo de Estudos em Biologia, Ecologia e Cultivo de Crustáceos), Depto de Zoologia, Instituto de Biociências, Universidade Estadual Paulista -UNESP - 18618-000 - Distrito de Rubião Jr. S/N - Botucatu (SP) - e-mail: franzo@ibb.unesp.br

² Cidade Universitária de Dourados, s/n^o - Universidade Estadual do Mato Grosso do Sul - UEMS - Dourados/Itahum, Km 12 - 79804-970 - Dourados(MS).

ABSTRACT: Population structure of *Aegla castro* Schmitt, 1942 (Crustacea: Anomura: Aeglidae) from Itatinga (SP), Brazil. The population structure and the reproductive period of *Aegla castro* were studied herein aiming to acquire a better knowledge of this group and its role in limnic ecosystems. The anomurans residing Itaúna river at Itatinga, São Paulo, Brazil (23° 08' S and 48° 39' W) were monthly sampled from January to December, 1991. A total of 732 specimens were captured, 382 males and 350 females from which 17 were ovigerous. As far as their sex and carapace length are concerned (CL), mean animal size did not differ between sexes although males achieved greater dimensions. Ovigerous females occurred only during May and June characterizing a discontinuous reproductive cycle, while the recruitment of juveniles took place in October and November. Sex-ratio follows 1 : 0.92 (males:females). Comparatively, *A. castro* presents a similar population structure to its congenera species and as for the reproductive periodicity, it seems to decrease its period as latitude gets lower.

Key-words: population biology, recruitment, *Aegla*, *Anomura*.

RESUMO: Estrutura populacional de *Aegla castro* Schmitt, 1942 (Crustacea: Anomura: Aeglidae) em Itatinga (SP), Brasil. Este trabalho teve por objetivo estudar a estrutura populacional e o período reprodutivo de *Aegla castro* Schmitt, 1942, para um melhor conhecimento da biologia deste grupo, além de uma melhor compreensão de seu papel nos ecossistemas límnicos. Os anomuros foram coletados mensalmente, no Córrego Itaúna, município de Itatinga, São Paulo, Brasil (23° 08' S e 48° 39' W) durante o período de janeiro a dezembro de 1991. No laboratório, os espécimes foram separados quanto ao sexo e mensurados quanto ao comprimento da carapaça (CC). Obteve-se 732 exemplares, sendo 382 machos e 350 fêmeas, das quais 17 eram ovígeras. O tamanho médio não diferiu entre os sexos, porém os machos alcançaram maiores dimensões. A presença de fêmeas ovígeras em somente dois meses do ano (maio e junho) caracterizou um ciclo reprodutivo descontínuo. O recrutamento de jovens ocorreu nos meses de outubro e novembro, em consequência da presença de fêmeas ovígeras nos meses de inverno. A razão sexual para o total de indivíduos amostrados foi de 1 : 0,92 (macho:fêmea). Comparativamente, *A. castro* apresenta uma estrutura populacional similar às demais espécies do gênero e em relação ao período reprodutivo observa-se que existe uma nítida restrição deste período com a diminuição da latitude.

Palavras-chave: biologia populacional, recrutamento, *Aegla*, *Anomura*.

Introduction

Anomurans of the family Aeglidae are represented only by one genera named *Aegla*, which is constituted by approximately 70 species. These organisms are endemic of the South American Neotropical region with geographic distribution in Brazil, Argentina, Chile, Uruguay and Bolivia (Martin & Abele, 1988; Bond-Buckup & Buckup, 1994).

The aeglids are the only one group of anomurans inhabiting continental waters. This fact makes those organisms very interesting for phylogenetic studies and adaptation

inferences. They are considered very important in the food chain of limnic environments, once they feed on insects and organic matter and are part of the food diet of amphibians and fishes.

There are just a few studies related with the biological aspects of *Aegla* in the literature, outstanding the papers of Bahamonde & Lopez (1961) with the reproductive, development and growth characterization of *Aegla laevis laevis* (Latreille, 1818); Lopez (1965) on the reproduction and migration of *Aegla paulensis* Schmitt, 1924 and Rodrigues & Hebling (1978) who studied some biological and morphometric aspects of *Aegla perobae* Hebling & Rodrigues, 1977. Bond-Buckup et al. (1996), Bueno & Bond-Buckup (1996; 2000) and Bueno et al. (2000), studied, respectively, the biological aspects of *Aegla prado* Schmitt, 1924; *Aegla violacea* Bond-Buckup & Buckup, 1994 and *Aegla platensis* Schmitt, 1924 at Rio Grande do Sul. More recently, Pérez-Losada et al. (2002) studied the phylogenetic relationships among *Aegla* species of Chile. With reference to *A. castro* Schmitt, 1924 focused on the reproductive biology and ecological distribution in Ponta Grossa region (PR) were studied by Swiech-Ayoub & Masunari (2001 a and b), considered its south limit.

This study characterizes the population structure and reproductive period of the aeglid *Aegla castro* inhabiting the Itaúna river, Itatinga (SP), Brazil.

Material and methods

Aegla castro Schmitt, 1942 is distributed restrictedly in the States of São Paulo and Paraná, with occurrence from Itatinga (SP) to Ponta Grossa (PR) (Bond-Buckup & Buckup, 1994). The present study was performed in Itaúna river near the city of Itatinga, São Paulo, Brazil (23° 08' S and 48° 39' W) in a headstream stretch in the "Cuesta" of Botucatu then it flows into Jurumirim reservoir, Paranapanema river (Uieda et al., 1997). The mean values of water physical and chemical parameters can be obtained in Afonso (1993).

Monthly samples were made from January to December 1991. A 1 kilometer stretch was covered by three people for a period of 2 hours, using a net (with a mesh of 4mm of pore) close to the rocks and leaves. The riparian vegetation is shaped by a shrubby vegetation, by pools (with 1m mean depth sandy bottom, deposition of plant detritus and water low speed) and riffles (with a mean depth of 30 centimeters, stony bottom and water high stream).

The specimens were kept in alcohol 70% and in the laboratory, they were sexed and measured for their carapace length (CL) including the rostrum, using an optic stereomicroscope. Crustaceans were classified in four groups of interest: males, adult females, ovigerous females and juvenils (based on the smallest ovigerous females size).

The sex-ratio was compared statistically by means of Goodman test (1964 and 1965). This analysis is based on the binomial proportion comparison for contrasts between and within multinomial population (Cury & Moraes, 1981). These results were analyzed at the 5% significance level. Median size differences in each month were tested using confidence intervals (5%).

Results

A total of 732 individuals were sampled during the studied period, including 382 males, 153 young, 180 adult females and 17 ovigerous, which were collected on May and June. The largest specimen had a 27.02 mm CL, nevertheless, the mean size for adult males and females was quite the same and around 17.00 mm of CL. The ovigerous females size ranged from 11.80 to 23.26 mm of CL (Tab. I)

The frequency distribution in size classes of the population is shown in Fig. 1 and Tab.II. The recruitment in the studied area, represented by the specimens of both sexes belonging to the size-classes 1 to 4, (from 1.5 to 11.5 mm CL), occurred only from October to December (Fig. 2 and 3).

The sex-ratio considering all the specimens was not significantly different ($p > 0.05$), being close to 1:1 (1 male to 0.92 females). Monthly sex ratio values was significantly different on May, June, July and August (biased to males) and on January and September (biased to females) (Tab. III). The proportion of males in different size classes is shown in Fig. 4, with significantly differences mainly in the last classes.

Table I: Number of specimens (N) of *Aegla castro* and minimum and maximum sizes in each class interest group (total males, total females, juvenile females, adult females and ovigerous females) (sd = standard deviation).

Interest class	N	Minimum (mm)	Maximum (mm)	Mean \pm sd (mm)
Total males	382	3.30	27.02	12.54 \pm 5.71
Total females	350	3.30	25.50	12.88 \pm 5.43
Juvenile females	153	3.30	11.50	7.64 \pm 2.37
Adult females	180	11.56	25.50	17.00 \pm 3.14
Ovigerous females	17	11.80	23.26	16.61 \pm 3.53

Table II: Total number of collected specimens of *Aegla castro* by size class in the interest groups.

Size classes (mm)	Males		Young females		Adult females				Total	
	N	%	N	%	Non ovigerous		Ovigerous		N	%
1.5 --1 4.0	7	0.97	6	0.83	0	0	0	0	13	1.78
4.0 --1 6.5	49	6.70	48	6.56	0	0	0	0	97	13.25
6.5 --1 9.0	61	8.33	51	6.97	0	0	0	0	112	15.30
9.0 --1 11.5	75	10.25	48	6.56	0	0	0	0	123	16.80
11.5 --1 14.0	68	9.29	0	0	42	5.74	5	0.68	115	15.70
14.0 --1 16.5	39	5.33	0	0	27	3.69	3	0.40	69	9.43
16.5 --1 19.0	24	3.28	0	0	72	9.84	3	0.40	99	13.52
19.0 --1 21.5	14	1.91	0	0	25	3.42	5	0.68	44	6.00
21.5 --1 24.0	30	4.10	0	0	12	1.64	1	0.14	43	5.88
24.0 --1 26.5	14	1.91	0	0	2	0.27	0	0	16	2.20
26.5 --1 29.0	1	0.14	0	0	0	0	0	0	01	0.14
Total	382	52.20	153	20.90	180	24.60	17	2.30	732	100

Table III: Proportion between males and females of *Aegla castro* during the studied period.

Month	Proportion (%)	
	Males	Females
January	38.1 A	61.9 B
February	44.9 A	55.1 A
March	56.7 A	43.3 A
April	50.8 A	49.2 A
May	67.4 B	32.6 A
June	61.0 B	39.0 A
July	70.0 B	30.0 A
August	65.1 B	34.9 A
September	37.5 A	62.5 B
October	43.2 A	56.8 A
November	53.1 A	46.9 A
December	52.8 A	47.2 A

* Each line with least one same letter did not differ statistically ($p > 0.05$).

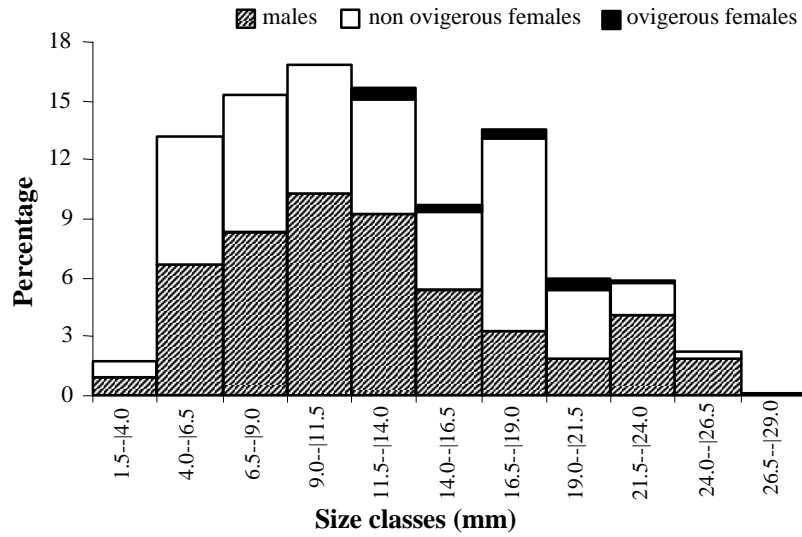


Figure 1: Total size frequency distribution (%) for the specimens *Aegla castro* for both sexes, sampled in Itatinga river.

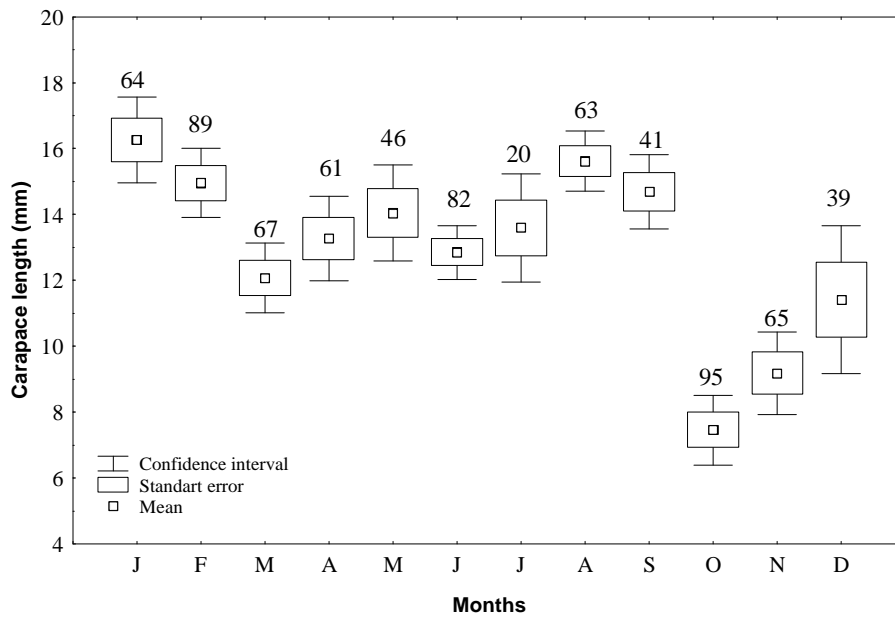


Figure 2: Box plot of the mean, standard error and confidence interval ($p < 0.05$) for the carapace length of *Aegla castro* (the values above the boxes indicate the number of specimens for each collecting month).

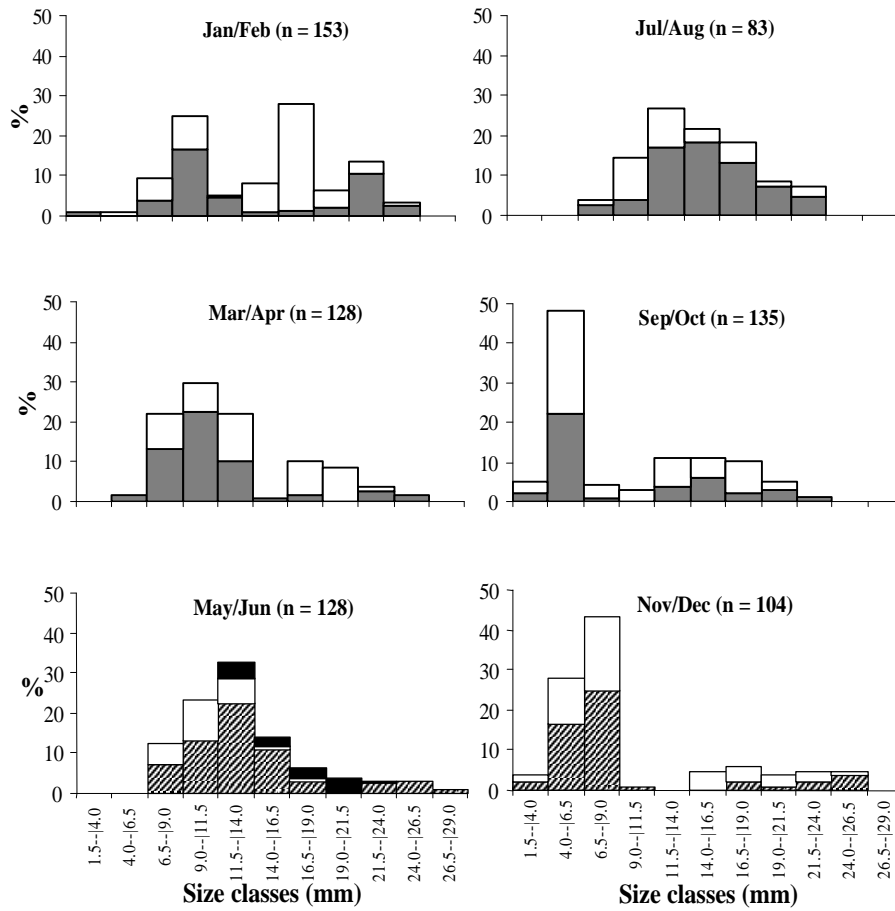





Figure 3: Seasonal size-class frequency distribution of specimens of *Aegla castro* (males : non-ovigerous females : ovigerous ).

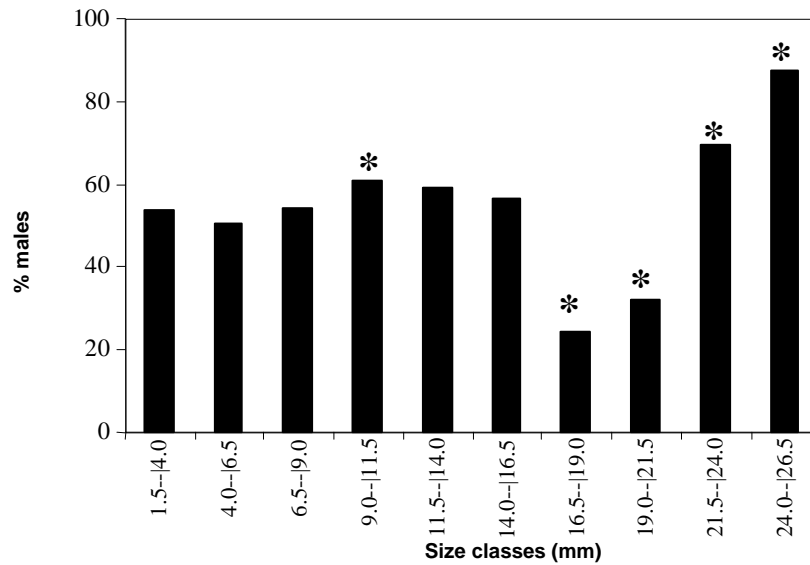


Figure 4: Sex ratio of *Aegla castro* as a percentage of males in relation to size. * significant deviation

Discussion

As observed by Swiech-Ayoub & Masunari (2001a) *A. castro* was also collected in shading and sheltered sites in the stream, which occurred mainly under rocks and close to plant fragments.

The frequency distribution of *A. castro* did not show unimodality for both the total of specimens and seasonal aspects. According to Díaz & Conde (1989), bimodality and/or polymodality generally reflects recruitment pulses, different mortality rates between sexes and/or behavioral differences (e.g. cryptic habitat, migration). Different patterns of size distribution were found for males and females in the present study. Such patterns and the biased sex ratio probably can be attributed to such factors as differential mortality and growth rates between sexes and migration (Wenner, 1972; Hartnoll, 1982) with males reaching larger sizes.

The natural selection may favor larger males if they have an advantage over small ones, either in competition for receptive females and/or more frequent successful copulation (Abrams, 1988). As for *A. castro*, males also presented a maximum size amplitude higher than females, as it was found in studies performed on other species of Aeglidae, such as *A. laevis laevis*, *A. perobae*, *A. platensis* and *A. castro*, respectively by Bahamonde & Lopes (1961), Rodrigues & Hebling (1983), Bueno et al. (2000) and Swiech-Ayoub & Masunari (2001a). These species may be considered as having the intermediate size when compared to those of same genera (e.g. *A. parana* may achieve 52.3 mm of carapace length, according Bond-Buckup & Buckup, 1994).

These species of *Aegla* are of similar size independently of sex, and thus there is no evident sexual dimorphism, which is usually observed in hermit crabs such as *Petrochirus diogenes* and *Paguristes erythrops*, respectively studied by por Bertini & Fransozo (1999) and Garcia & Mantelatto (2001). Probably, the small difference concerning size, between males and females, is inherent from different energetic wastes attributed to reproductive and growth activities. Females produce and incubate their eggs while males go more towards growth (Reigada & Santos, 1997; Fransozo & Mantelatto, 1998). *Aegla* presents epimorphic development (which is characterized by the hatching as juvenile forms) with females showing parental care (Rodrigues & Hebling, 1978), who found *A. perobae* under maternal abdome 8 to 12 days after hatching, and just then, living freely in the water.

According to Wenner (1972) most of crustaceans present a 1:1 sexual ratio. These difference may be related to differential growth and mortality, restriction of nutrition, behavioral differences, reproductive migration and differential use of habitat by each sex (Fransozo & Mantelatto, 1998). The mean sexual size of *A. castro* was close to the expected value; thus, we can infer the studied population is well-established and stable in such area, mainly in terms of migration and mortality rates of specimens. The occurrence of greater numbers of males than females in the some months, coinciding with the period of more ovigerous females, may be explained by behavioral differences such as greater male exposition during this period.

The size classes sexual ratio showed no charge up to the 6th class (14.0 to 16.5 mm), after which a modification favoring females occurred until the 8th class, and the last three classes, in which males prevailed. For *A. castro*, the pattern of sex-ratio changed according to season and size classes. It is an indicative that this sex-ratio pattern can be related to environmental features. Such variations were also reported to other *Aegla* species (Bueno & Bond-Buckup, 2000; Swiech-Ayoub & Masunari, 2000).

Studies performed on species of hermit crabs belonging to a same genus revealed there is no general pattern for the sex ratio. The explanation for the occurrence of such deviation in some classes can be due to the segregation of one the sexes, as observed by Gherardi & Nardone (1997).

Due to the fact of the specimens studied herein have been collected in this species geographical north limit (Bond-Buckup & Buckup, 1994), the environmental conditions may be influencing the reproductive period, mainly when compared with species from

other latitudes. The occurrence of ovigerous females on May and June only, characterize a discontinuous reproductive cycle. This restriction of *A. castro* was also reported to other congenera species studied by Bahamonde & Lopes (1961) and Rodrigues & Hebling (1978).

As far as the samples of Swich-Ayoub & Masunari (2001a) are concerned, the reproductive period is extended from May to October, in Ponta Grossa region, characterizing two young recruitment picks, one in the spring and the other in the summer. The occurrence of the recruitment in the spring period demonstrate a discontinuous establishment of the population with a peak of incidence around three months after the peak of ovigerous females. Similar results to *A. paulensis* and *A. platensis* were found by Lopez (1965), Bueno & Bond-Buckup (2000) and Bueno et al. (2000). Nevertheless, Bueno and Bond-Buckup (2000), studying *A. platensis*, found a reproduction practically continuous, with a greater capture of ovigerous females in winter months and none on November and December. This can be explained by the fact that this study was conducted in a region with lower temperatures, which might be favoring the continuity of physiological processes, once the genera *Aegla* is restricted to subtropical and temperate regions meaning that the increase of reproductive period would be related to the increase of latitude. In this sense, the Aeglidae have high plasticity in their biological process, marked by different strategies adopted by population of the same species in different localities.

Acknowledgements

We are thankful to Drs. Maria Lucia Negreiros-Fransozo and Giovana Bertini for their constructive comments on early drafts of the manuscript. We are also thankful to the NEBECC co-workers for their help during field work, to a graduation Emanuelle Corbi Tristão for her help with the English language. All samplings in this study have been conducted complying current applicable state and federal laws.

References

- Abrams, P. A. 1988. Sexual difference in resource use in hermit crabs; consequences and causes. In: Chelazzi, G. & Vannini, M. (ed.). Behavioral adaptations to intertidal life. Plenum Press, New York. p. 283-296.
- Afonso, A. A. de O. 1993. Aporte, retenção e decomposição da serrapilheira de mata galeria e características físicas, químicas e hidrológicas em duas secções do Córrego Itaúna (Itatinga, SP), Bacia do Alto Parapanema. São Carlos, USP, 150p. (Dissertação).
- Bahamonde, N. & Lopez, M. T. 1961. Estudios biológicos en la población de *Aegla laevis* (Latreille) de el monte (Crustacea, Decapoda, Anomura). Invest. Zool. Chil., 7:19-58.
- Bertini, G. & Fransozo, A. 1999. Population dynamics of *Petrochirus diogenes* (Crustacea, Anomura, Diogenidae) in the Ubatuba, region, São Paulo, Brazil. Crustacean Issues, 12:331-342.
- Bond-Buckup, G. & Buckup, L. 1994. A família Aeglidae (Crustacea, Decapoda, Anomura). Arq. Zool., 32(4): 1-346.
- Bond-Buckup, G., Bueno, A. A. P. & Keunecke, K. A. 1996. Primeiro estágio juvenil de *Aegla prado Schmitt* (Crustacea, Decapoda, Anomura, Aeglidae). Rev. Bras. Zool., 13: 1049-1061.
- Bueno, A.A.P. & Bond-Buckup, G. 1996. Os estágios juvenis iniciais de *Aegla violacea* Bond-Buckup, & Buckup (Crustacea, Anomura, Aeglidae). Nauplius, 4: 39-47.
- Bueno, A.A.P. & Bond-Buckup, G. 2000. Dinâmica populacional de *Aegla platensis* Schmitt (Crustacea, Decapoda, Aeglidae). Rev. Bras. Zool., 17: 43-49.
- Bueno, A.A.P., Bond-Buckup, G. & Buckup, L. 2000. Crescimento de *Aegla platensis* Schmitt em ambiente natural (Crustacea, Decapoda, Aeglidae). Rev. Bras. Zool., 17: 51-60.
- Curi, P. R. & Moraes, R. V. 1981. Associação, homogeneidade e contrastes entre proporções em tabelas contendo distribuições multinomiais. Cienc. Cult., 33:712-722.

- Díaz, H. & Conde, J. E. 1989. Population dynamics and life history of the mangrove crab *Aratus pisonii* (Brachyura, Grapsidae) in a marine environment. *Bull. Mar. Sci.*, 45:148-163.
- Fransozo, A. & Mantelatto, F. L. M. 1998. Population structure and reproductive period of tropical hermit crab *Calcinus tibicen* (Decapoda, Diogenidae) in the Ubatuba region, São Paulo, Brazil. *J. Crustacean Biol.*, 18:738-745.
- Garcia, R. B. & Mantelatto, F. L. M. 2001. Population dynamics of the hermit crab *Paguristes erythroptus* (Diogenidae) from Anchieta Island, southern Brazil. *J. Mar. Biol. Assoc. U.K.*, 81:955-960.
- Gherardi, F. & Nardone, F. 1997. The question of coexistence in hermit crabs: population ecology of a tropical intertidal assemblage. *Crustaceana*, 70:608-629.
- Goodman L. A. 1964. Simultaneous confidence intervals for contrasts among multinomial populations. *Ann. Math. Stat.*, 35:716-725.
- Goodman, L. A. 1965. On simultaneous confidence intervals for multinomial proportions. *Technometrics*, 7:247-254.
- Hartnoll, R. G. 1982. Growth. In: Bliss, D. E. (ed). *The Biology of Crustacea, embryology, morphology and genetics*. Academic Press, New York. v.2, p. 11-196.
- Lopez, M. T. 1965. Estudos biológicos em *Aegla odebrechti paulensis*, Schmitt (Crustacea, Decapoda, Anomura) *Bol. Zool. Fac. Cienc. Letras, São Paulo*, 25:301-314.
- Martin, J. W. & Abele, L. G. 1988 External morphology of the genus *Aegla* (Crustacea: Anomura: Aeglididae). *Smithsonian Contrib. Zool.*, 453:1-46.
- Perez-Lousada, M., Jara, C. G., Bond-Buckup, G. & Crandall, K.A. 2002. Phylogenetic relationship among the species of *Aegla* (Anomura:Aeglididae) freshwater crabs from Chile. *J. Crustacean Biol.*, 22: 304-313.
- Reigada, A. L. D. & Santos, S. 1997. Biologia e relação com a concha em *Clibanarius vittatus* (Bosc, 1802) (Crustacea, Diogenidae), em São Vicente, SP, Brasil. *Arq. Biol. Tecnol.*, 40: 941-952.
- Rodrigues, W. & Hebling, N. J. 1978. Estudos biológicos em *Aegla perobae* Hebling & Rodrigues, 1977 (Decapoda, Anomura). *Rev. Bras. Biol.*, 38:383-390.
- Swiech-Ayoub, B. P. & Masunari, S. 2001. Flutuações temporal e espacial de abundância e composição de tamanho de *Aegla castro* Schmitt (Crustacea, Anomura, Aeglididae) no Buraco do Padre, Ponta Grossa, Paraná, Brasil. *Rev. Bras. Zool.*, 18:1003-1017.
- Swiech-Ayoub, B. P. & Masunari, S. 2001. Biologia reprodutiva de *Aegla castro* Schmitt (Crustacea, Anomura, Aeglididae) no Buraco do Padre, Ponta Grossa, Paraná, Brasil. *Rev. Bras. Zool.*, 18: 1019-1030.
- Uieda, V. S., Buzzato P. & Kikuchi, R. M. 1997. Partilha de recursos alimentares em peixes em um riacho de serra do Sudeste do Brasil. *An. Acad. Bras. Cienc.*, 69:243-251.
- Wenner, A. M. 1972. Sexy ratio as a function of size in marine Crustacea. *Am. Nat.*, 106: 321-350.

Received: 15 August 2002

Accepted: 10 February 2003